



NEXQC+



- **Model**
NEX QC+

SCOPE

The analysis of sulfur and chlorine in crude oil is demonstrated.

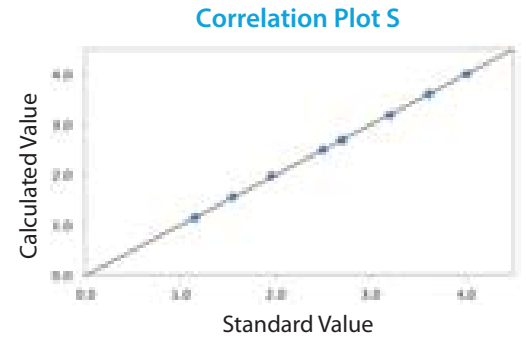
BACKGROUND

Monitoring the sulfur and chlorine content is important in various oils and oil products. In crude oil, chlorine may be present through natural processes or possible adulteration. If unmeasured or not corrected for, chlorine may bias the sulfur measurement or potentially cause damage in the refining process. The industry requires a fast, simple means of screening and monitoring the chlorine content of crude at the well site, along pipelines, during blending and other pre-refining checks. In these cases and others, Applied Rigaku Technologies meets the challenge of monitoring and measuring the sulfur and chlorine content of oils with the use of compact benchtop instrumentation that use semiconductor detectors. These systems can easily resolve and measure the sulfur and chlorine, as well as vanadium and nickel present in the oil. See also App Note #1323.

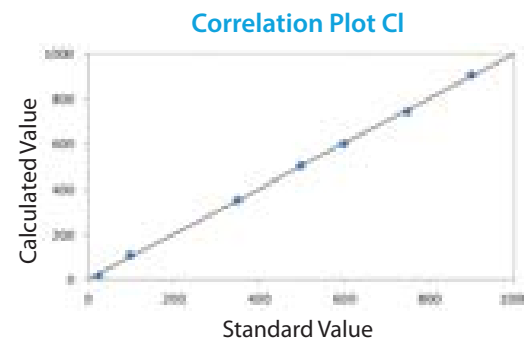
CALIBRATION

Eight commercially available certified crude oil standards were used to develop empirical calibrations for S and Cl. The results shown here demonstrate measuring crude oil containing sulfur levels between 1 – 4% and chlorine between 25 – 1000 ppm.

Element: S Units: %		
Sample I.D.	Standard Value	Calculated Value
STD 3	1.152	1.147
STD 4	1.554	1.553
STD 5	1.952	1.961
STD 6	2.501	2.504
STD 7	2.701	2.702
STD 8	3.202	3.192
STD 9	3.607	3.607
STD 10	4.003	4.007



Element: Cl Units: ppm		
Sample I.D.	Standard Value	Calculated Value
STD 3	901	905
STD 4	25	17
STD 5	750	741
STD 6	100	109
STD 7	600	599
STD 8	1001	1002
STD 9	350	354
STD 10	500	501



REPEATABILITY

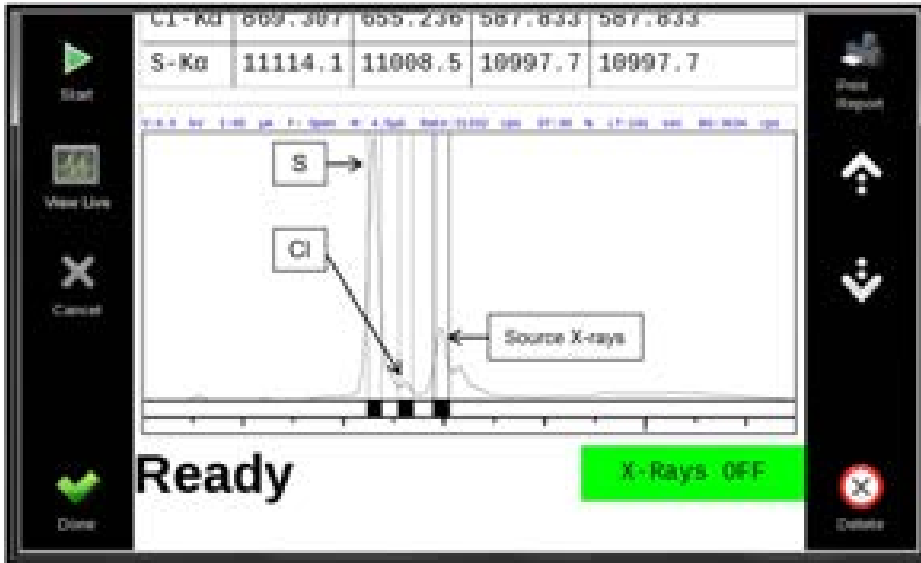
To demonstrate repeatability (precision), two typical calibration standards were selected. Each was measured in 10 repeat analyses without moving the sample between measurements.

Sample: Std 4				
Element	Standard Value	Average Value	Std. Dev	% Relative Dev
S (%)	1.554	1.572	0.006	0.4
Cl (ppm)	25	21	2	8

Sample: Std 8				
Element	Standard Value	Average Value	Std. Dev	% Relative Dev
S (%)	3.202	3.187	0.014	0.4
Cl (ppm)	1001	995	3	0.3

SPECTRUM

The spectrum shown here demonstrates the multi-element capability of NEX QC+. Shown here is a sample containing 1000 ppm chlorine in sour crude containing 3.20% sulfur.



CONCLUSION

The NEX QC+ offers analysts and technicians a simple yet powerful and versatile system for quantifying elemental composition using the empirical approach. The results of this study indicate that given stable samples, proper sample handling and proper calibration technique, the Rigaku NEX QC+ EDXRF can achieve excellent results in screening and monitoring the concentration of sulfur, chlorine and other elements in crude oil and other similar oils.